

Assembly Instructions For All-Aluminum Kuranda Dog Bed

Tools Needed –


#2 Phillips Head Screwdriver
7/16 Wrench or Pliers or Adjustable Wrench
Flat surface on which to work (table preferred)

Parts List-


1 Fabric Mat
4 lengths of Alum slotted pipe (2 long & 2 short)
4 Alum legs, 4 Leg caps
4 top corner brackets & 4 bottom corner brackets
8 machine screws & 8 locknuts, 4 set screws for alum bottom corner
4 pieces black plastic cording for the sleeves of the Cordura, Ballistic, & Vinyl Weave fabrics
NOTE: Heat Welded 40oz Vinyl fabrics have the cording already encased in outer edge of fabric.



Continuing to work with the underside of the fabric facing up, position one top corner bracket and insert bolts through bracket and pipe.




Lay fabric flat with underside facing up and insert cording into sleeve. Note that 40oz Vinyl fabric comes with cording in the sleeve.



Place a bottom corner bracket over pipes, insert screws through openings, secure with a lock nut and hand tighten. Insert and secure second screw. Repeat process at each of other three corners.




Insert fabric sleeves into the channel on each length of pipe.



Place rubber caps on legs and insert legs into bottom corner. Rotate leg so slot aligns with set screw hole. Secure in place with set screw. This is purposely a tight fit so it will take some effort to fully tighten screws.

Turn bed over and fully tighten all screws and nuts so they are flush with the nylon insert locking material.



Leg Set Screws:

Periodically check leg screws so that they do not come out and create an ingestion hazard.

Cleaning Solutions:

Chlorine based cleaning solutions **will corrode** aluminum. If using a bleach or chlorinated cleaner, be sure to rinse thoroughly. Corrosion of rails and corner brackets due to caustic cleaners is not covered under Kuranda's "Chewproof" Guarantee.

Kuranda Dog Bed Guarantees:

We guarantee the structural integrity of the frame and fabric of our dog beds for a period of one year from date of purchase. As such Kuranda will replace fabrics and frame parts, including legs and corner fittings, at no charge. The Textilene vinyl weave is not covered by this guarantee.

Individual dog owners We will replace frame parts and fabric damaged by purchaser's dog to the point of not being useable at no charge for a period of one year from date of purchase. This warranty includes chewing of legs and corner fittings. Multiple fabric replacements will be handled on a case by case basis. The Textilene vinyl weave is not covered by this 1-year warranty.

Boarding kennels, veterinary hospitals, shelters, trainers, and breeders We will replace frame parts damaged by client dogs to the point of not being useable at no charge for a period of one year from date of purchase. This warranty includes chewing of legs and corner fittings. We will replace at no charge Cordura nylon, Ballistic nylon, and 40 oz solid vinyl fabrics for a period of 1 year from date of purchase. We will handle Textilene vinyl weave replacements on a case by case basis.